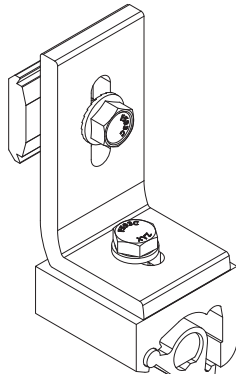
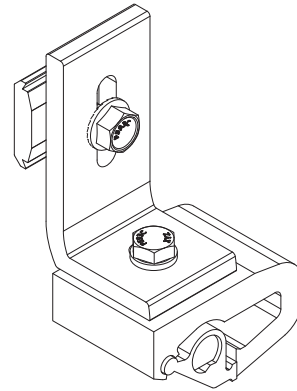


Seam Clamp Testing - Approved Profile List



Standard Base Seam Clamp with L Foot



Wide Base Seam Clamp with L Foot

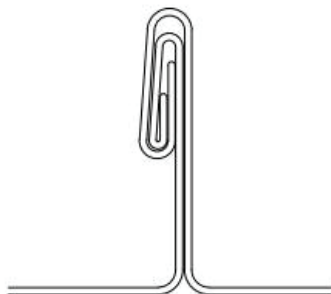
SnapNrack Seam Clamp roof attachments have been tested on and approved for use with the following standing seam profiles. Testing was performed for both normal and lateral loading, and all approved seam profiles are rated for the following:

Seam Clamp Specifications		
	Standard Base	Wide Base
Design Load (lbs)	235 Up, 235 Down, 212 Side	235 Up, 235 Down, 212 Side
Ultimate Load (lbs)	686 Up, 353 Down, 637 Side	723 Up, 386 Down, 674 Side
Torque Specification	16.7 lb-ft	16.7 lb-ft
Weight (lbs)	0.56	0.67
Materials	6000 Series Aluminum, Stainless Steel	

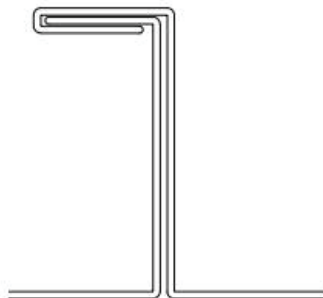
Note which Seam Clamp (Standard Base or Wide Base) has been specified for each approved seam profile and install only the appropriate seam clamps. Prior to installing seam clamps, please consult the system drawing(s), technical datasheet, and installation manual provided by SnapNrack for the correct installation procedure.

Compatible Seams

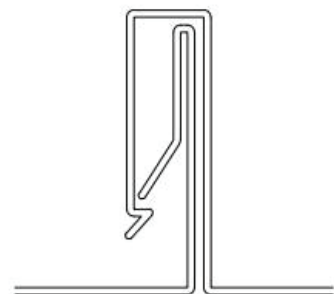
The Standard Base Seam Clamp was originally designed to be compatible with most Double Lock rolled seams. The Wide Base Seam Clamp was developed to accommodate the Single Lock rolled seams, and is also compatible with some Snap Lock seams. The maximum width of a Snap Lock seam is 1/2", and it is important that tightening the clamp does not cause a failure in the interlocking feature of the seam.



Double Lock



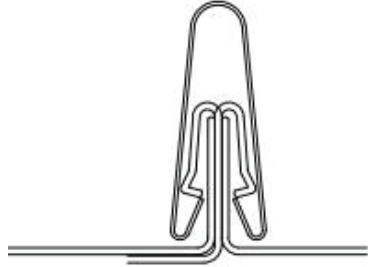
Single Lock



Snap Lock

Incompatible Seams

Cap Lock seams and Snap Lock seams that are triangular in nature, whose width exceeds ½ inch, or where tightening the clamp interferes with the interlocking feature of seam are generally not compatible.



Cap Lock



Triangular Snap Lock

If a particular seam profile is not included on the list below, please contact the SnapNrack Applications Engineering Team at appeng@snapnrack.com or 877-732-2860 for further assistance.

Panel Manufacturer	Panel Name	Standard Base	Wide Base
AEP	Design Span HP	Yes	Yes
AEP	Span-Lok	No	Yes
American Buildings	Standing Seam II	Yes	Yes
ASC Profiles	Sterling	Yes	Yes
ATAS	ATAS Dutch Seam	Yes	Yes
Behlen	ZL-24 Triple Lock	No	Yes
Berridge	Cee-Lock	Yes	Yes
Berridge	Zee-Lock	No	Yes
Borga	Tioga	Yes	Yes
Bryer	TBC Superseam	No	Yes
Bryer	TBC Ultra	No	Yes
Butler	MR-24	Yes	Yes
Construction Metal Products	S2000	No	Yes
Custom Bilt Metals	SL-1750	Yes	Yes
Custom Bilt Metals	SLZ-1000	Yes	Yes
Custom Bilt Metals	CB-2000 Double Lock	Yes	Yes
Englert	S2000	No	Yes
Englert	A1300 Double Lock	Yes	Yes
Everlast	Everseam	Yes	Yes
Fabral	1-1/2" SSR	Yes	Yes
Fabral	Horizon S	Yes	Yes
Fabral	Thin Seam	Yes	Yes
Fabral	Stand 'N Seam	Yes	Yes
Firestone	UC-3 Double Lock (Aluminum)	Yes	Yes

Panel Manufacturer	Panel Name	Standard Base	Wide Base
Firestone	UC-3 Double Lock (Steel)	Yes	Yes
Firestone	UC-6 Double Lock	Yes	Yes
Firestone	UC-14	Yes	Yes
Mastercraft Metals	Seam-Loc 1000	No	Yes
Mastercraft Metals	Seam-Loc 1500	No	Yes
Mastercraft Metals	Seam-Loc 2000	No	Yes
MBCI	Double-Lok	Yes	Yes
MBCI	LokSeam	No	Yes
MBCI	Ultra-Dek	Yes	Yes
MBCI	BattenLok	No	Yes
McElroy	Maxima	No	Yes
McElroy	Medallion Lok	Yes	Yes
Merchant & Evans	Zip-Lok Double Lock	Yes	Yes
Metal Sales	MagnaLoc	No	Yes
Scheffield Metals	SMI 1.5" SnapLock 450 SL	No	Yes
Whirlwind	Super Seam II*	Yes	Yes
Zimmerman Metals	SL1500	Yes	Yes

For more about SnapNrack Seam Clamps, see the [Tech Datasheets](#) under the [Resources](#) tab on the SnapNrack website. Both the [Standard Base Datasheets](#) and [Wide Base Datasheets](#) are available for download.

Notes: