

STANDARD ULTRA RAIL ATTACHMENTS
FEATURE 3" OF VERTICAL ADJUSTABILITY
WITH THE USE OF 1" LEVELING SPACERS

THE FIRST INCH OF ADJUSTABILITY IS
ACCOMPLISHED WITH THE VERTICAL SLOT IN
THE L-FOOT

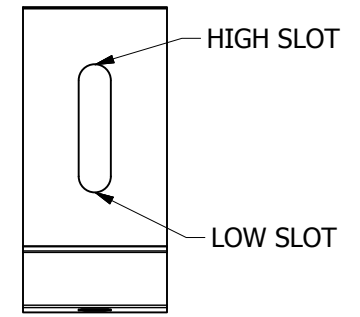
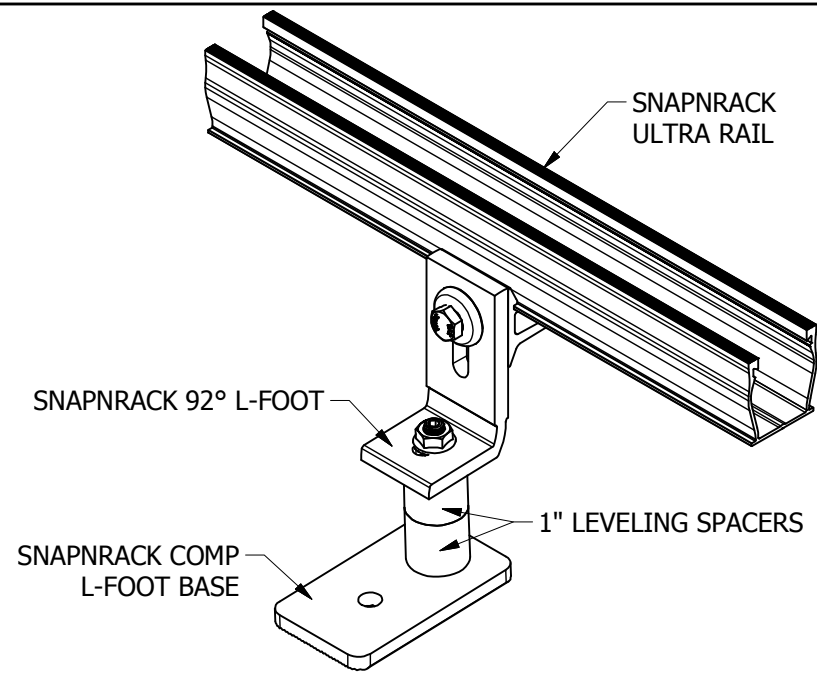
FOR 1" OF ADDITIONAL HEIGHT ADJUSTMENT,
ADD ONE LEVELING SPACER BENEATH THE
L-FOOT. USE OF ONE LEVELING SPACER NOT
TO EXCEED 30% OF ATTACHMENT POINTS ON
L-FEET

FOR 2" OF ADDITIONAL HEIGHT ADJUSTMENT,
ADD TWO LEVELING SPACERS BENEATH THE
L-FOOT. USE OF TWO LEVELING SPACERS
NOT TO EXCEED 10% OF ATTACHMENT
POINTS ON L-FEET

MODULE HEIGHT OFF ROOF SHOWN WITH
UR-40 RAIL ON 92° L FOOT. FOR UR-60 RAIL,
ADD 5/8"

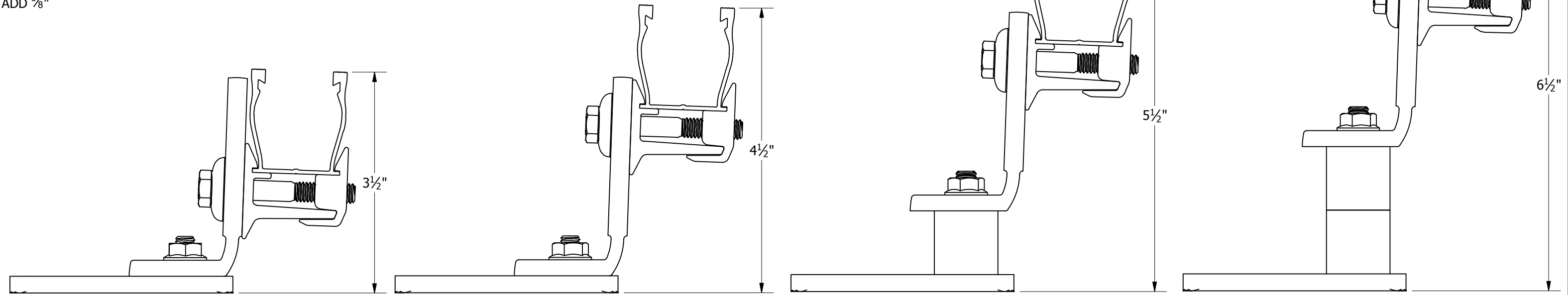
BIN:
N/A

REVISION:			
1	5/7/2019	NEW DETAIL	MJA



SNAPNRACK 92° L-FOOT

LEVELING SPACERS, ISO

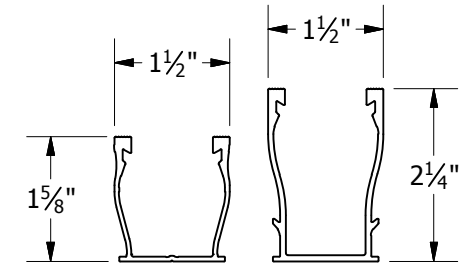


RAIL HEIGHT = 3 1/2"
ABOVE ROOF SURFACE
QTY. 1 L-FOOT, LOW SLOT

RAIL HEIGHT = 4 1/2"
ABOVE ROOF SURFACE
QTY. 1 L-FOOT, HIGH SLOT

RAIL HEIGHT = 5 1/2"
ABOVE ROOF SURFACE
QTY. 1 L-FOOT, HIGH SLOT
QTY. 1 SPACER

RAIL HEIGHT = 6 1/2"
ABOVE ROOF SURFACE
QTY. 1 L-FOOT, HIGH SLOT
QTY. 2 SPACERS



UR-40 RAIL | UR-60 RAIL

FOR USE WITH SNAPNRACK ULTRA SERIES RAILS

	<p>Sunrun South LLC 595 MARKET STREET, 29TH FLOOR • SAN FRANCISCO, CA 94105 USA PHONE (415) 580-6900 • FAX (415) 580-6902</p> <p>THE INFORMATION IN THIS DRAWING IS CONFIDENTIAL AND PROPRIETARY. ANY REPRODUCTION, DISCLOSURE, OR USE THEREOF IS PROHIBITED WITHOUT THE WRITTEN CONSENT OF SUNRUN SOUTH LLC.</p>	<p>DESIGNER: <u>G.MCPHEETERS</u></p>	<p>SCALE: <u>DNS</u></p>	<p>DRAWING NUMBER: <u>SNR-DC-00333</u></p>	<p>DESCRIPTION: <u>ULTRA RAIL, COMPONENT DETAIL, LEVELING SPACER ON FLASHED L FOOT</u></p>	<p>REV: 1</p>
		<p>DRAFTER: <u>M.AFFENTRANGER</u></p>	<p>DATE: <u>5/7/2019</u></p>			