

SNAPNRACK FLASHED L FOOT FOR COMPOSTION ROOF MOUNTING

REFER TO SNAPNRACK ENGINEERING CHARTS FOR APPLICABLE RAIL SPANS. "BIN" NUMBER ON CHART SHOULD MATCH "BIN" NUMBER ON THIS DRAWING

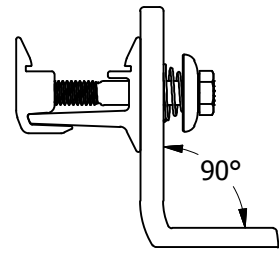
5/16"Ø S.S. LAG SCREW MUST EMBED A MIN. OF 2 1/2" INTO STRUCTURAL MEMBER

REFER TO SNAPNRACK INSTALLATION MANUAL FOR 5/16"Ø HARDWARE TORQUE SPECIFICATIONS

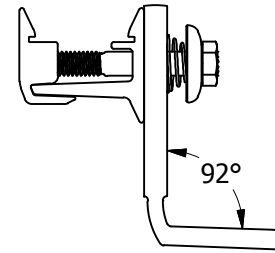
RAIL CAN BE MOUNTED ON EITHER SIDE OF THE L-FOOT

FOR LEVELING DETAILS, REFER TO SNAPNRACK DETAIL DRAWING "SNR-DC-00332 ULTRA RAIL, COMPONENT DETAIL, LEVELING EXTENSION KIT" AND/OR "SNR-DC-00333 ULTRA RAIL, COMPONENT DETAIL, LEVELING SPACER ON FLASHED L FOOT"

***THE FLASHED L FOOT BASE IS COMPATIBLE WITH THE FOLLOWING SNAPNRACK L FOOT ASSEMBLIES:**



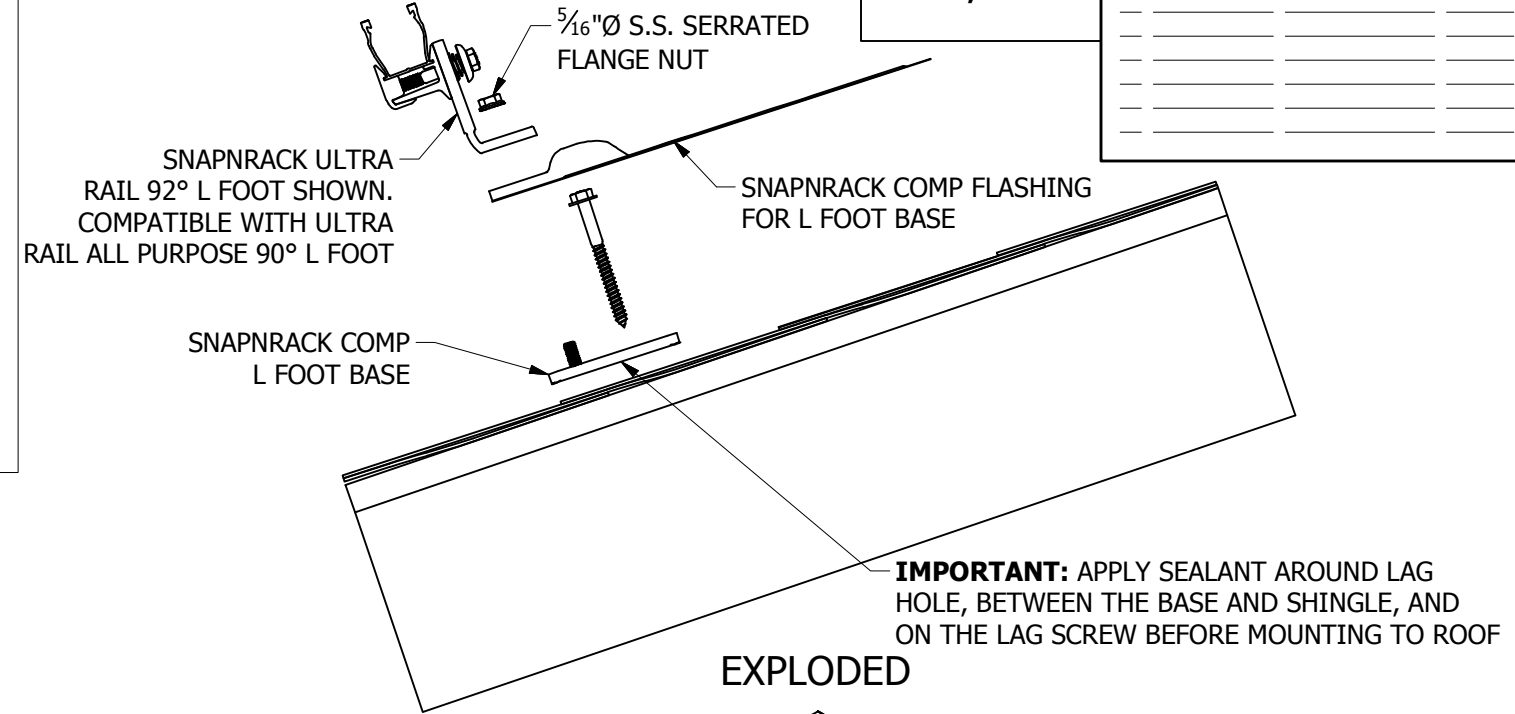
ULTRA RAIL ALL PURPOSE 90° L FOOT: BIN 5



ULTRA RAIL 92° L FOOT: BIN 3

BIN: *3, *5

REVISION:		
1	5/7/2019	NEW DETAIL MJA

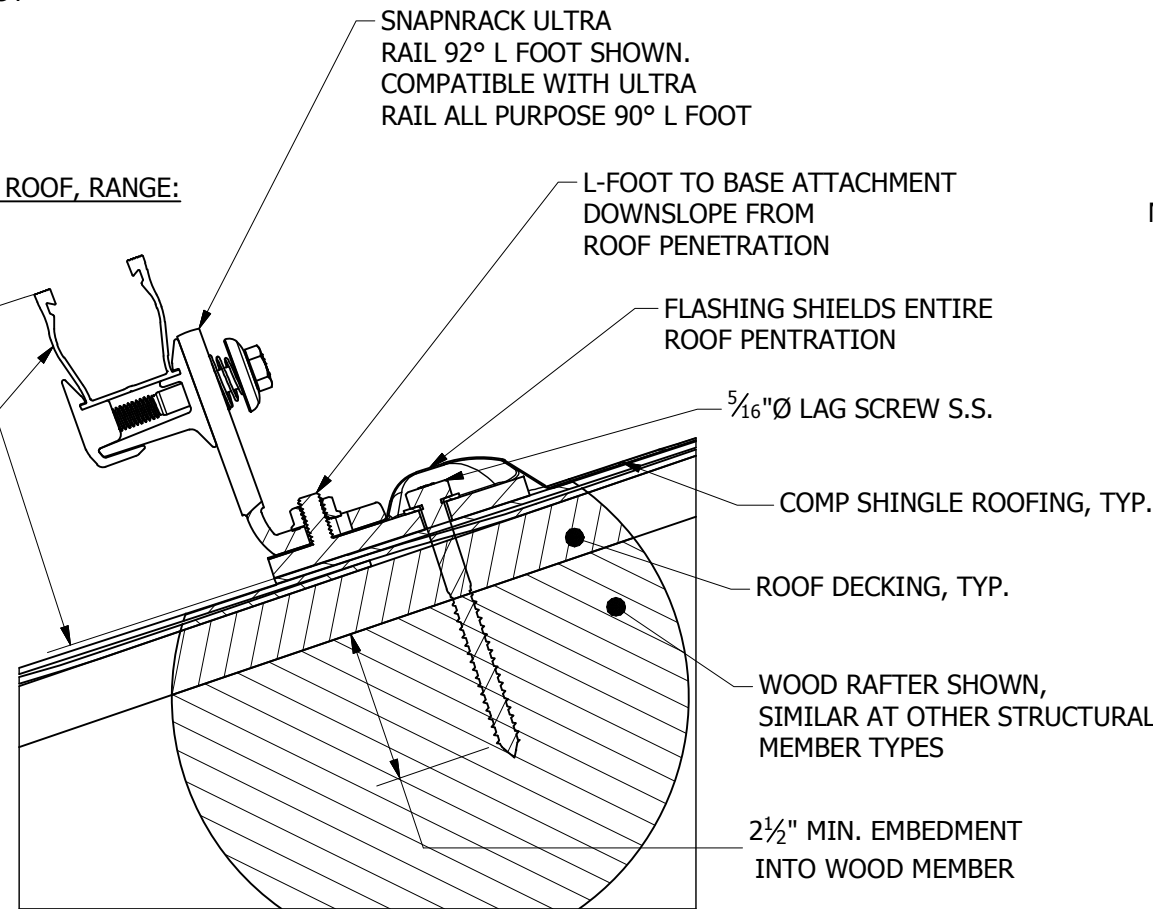


MODULE HEIGHT OFF ROOF, RANGE:

UR-40: 3 1/2" - 4 1/2"

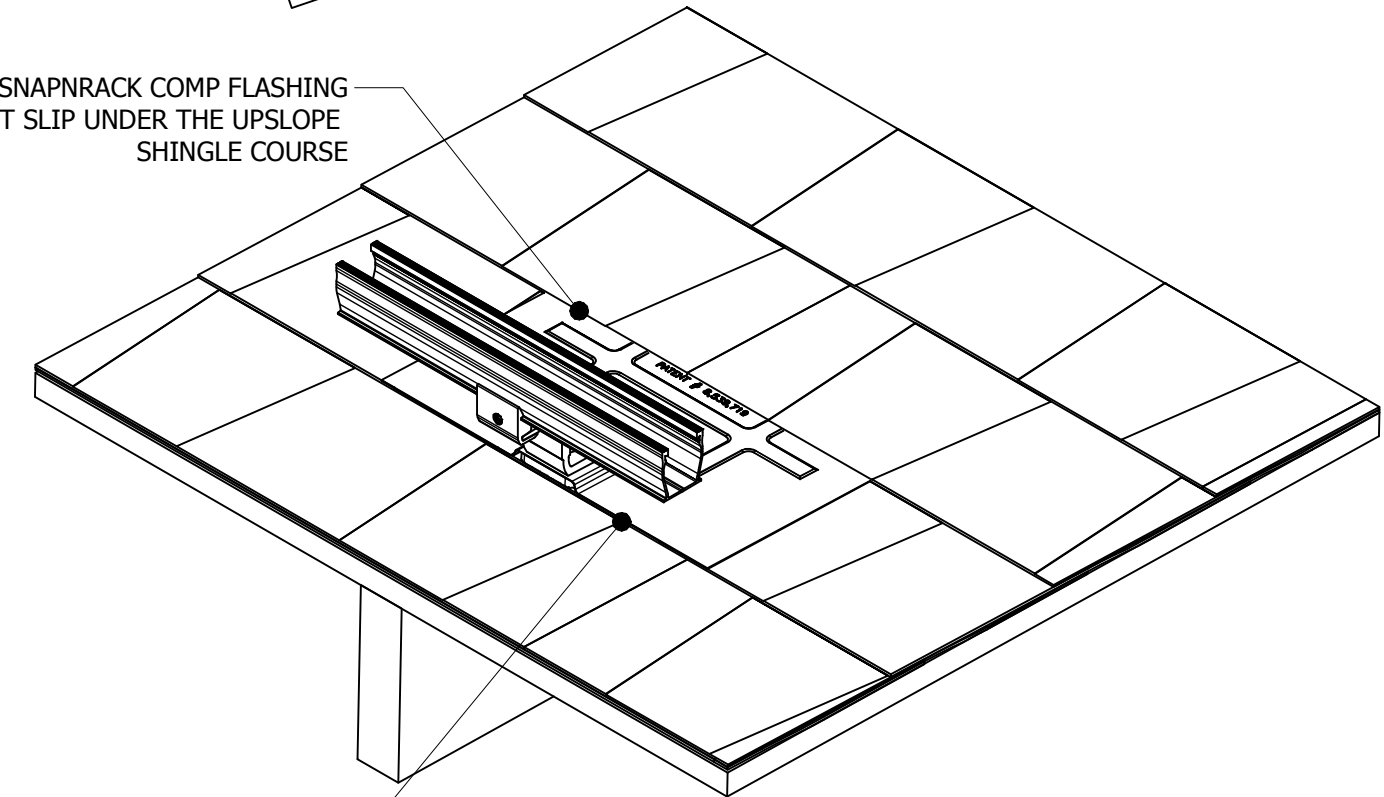
UR-60: 4 1/8" - 5 1/8"

SNAPNRACK ULTRA RAIL

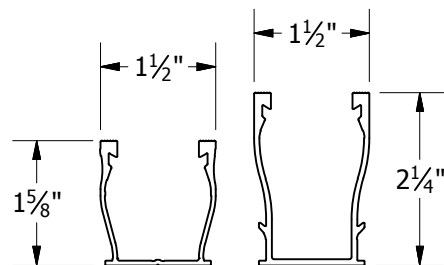


PENETRATION DETAIL

SNAPNRACK COMP FLASHING MUST SLIP UNDER THE UPSLOPE SHINGLE COURSE



INSTALLED VIEW



UR-40 RAIL | UR-60 RAIL

FOR USE WITH SNAPNRACK ULTRA SERIES RAILS



Sunrun South LLC
595 MARKET STREET, 29TH FLOOR • SAN FRANCISCO, CA 94105 USA
PHONE (415) 580-6900 • FAX (415) 580-6902
THE INFORMATION IN THIS DRAWING IS CONFIDENTIAL AND PROPRIETARY. ANY REPRODUCTION, DISCLOSURE, OR USE THEREOF IS PROHIBITED WITHOUT THE WRITTEN CONSENT OF SUNRUN SOUTH LLC.

DESIGNER: M.AFFENTRANGER
DRAFTER: M.AFFENTRANGER
APPROVED BY: B.PETERSON

SCALE: DNS
DATE: 5/7/2019

DRAWING NUMBER: SNR-DC-00340

DESCRIPTION: ULTRA RAIL, ATTACHMENT DETAIL, FLASHED L FOOT TO RAFTER

REV: **1**