

SNAPNRACK TILE REPLACEMENT FOR MOUNT ON TILE ROOFS

REFER TO SNAPNRACK ENGINEERING CHARTS FOR APPLICABLE RAIL SPANS. "BIN" NUMBER ON CHART SHOULD MATCH "BIN" NUMBER ON THIS DRAWING

5/16"Ø S.S. LAG SCREW MUST EMBED A MIN. OF 2 1/2" INTO STRUCTURAL MEMBER

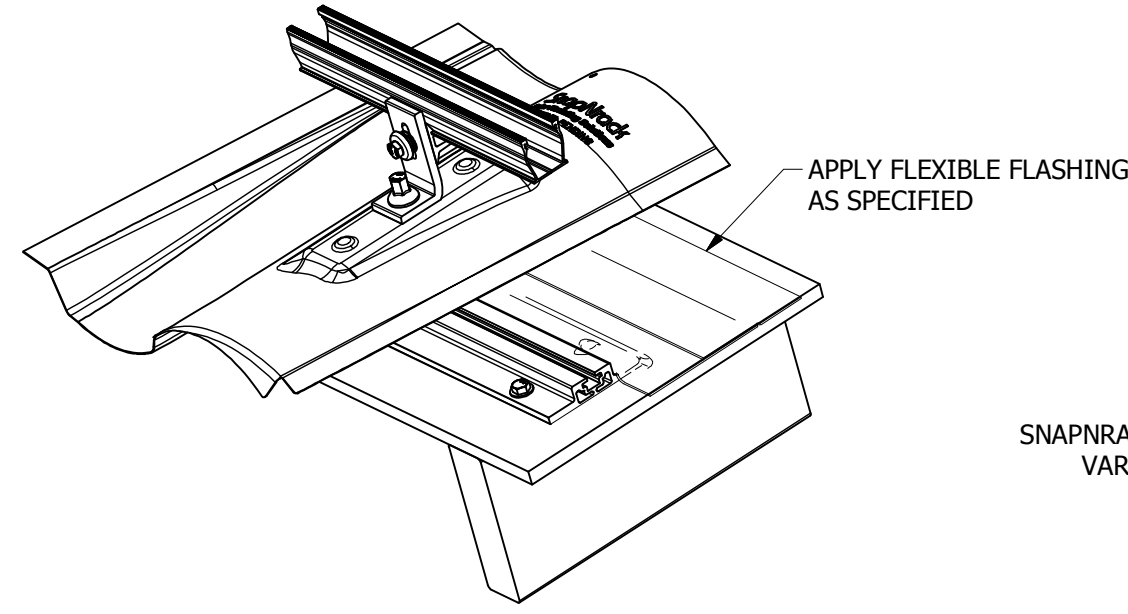
REFER TO SNAPNRACK INSTALLATION MANUAL FOR 5/16"Ø HARDWARE TORQUE SPECIFICATIONS

RAIL CAN BE MOUNTED ON EITHER SIDE OF THE L-FOOT

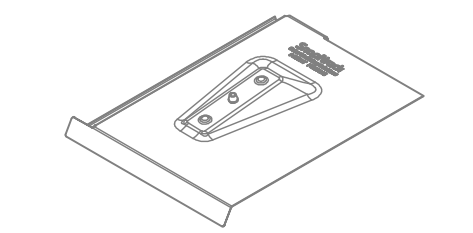
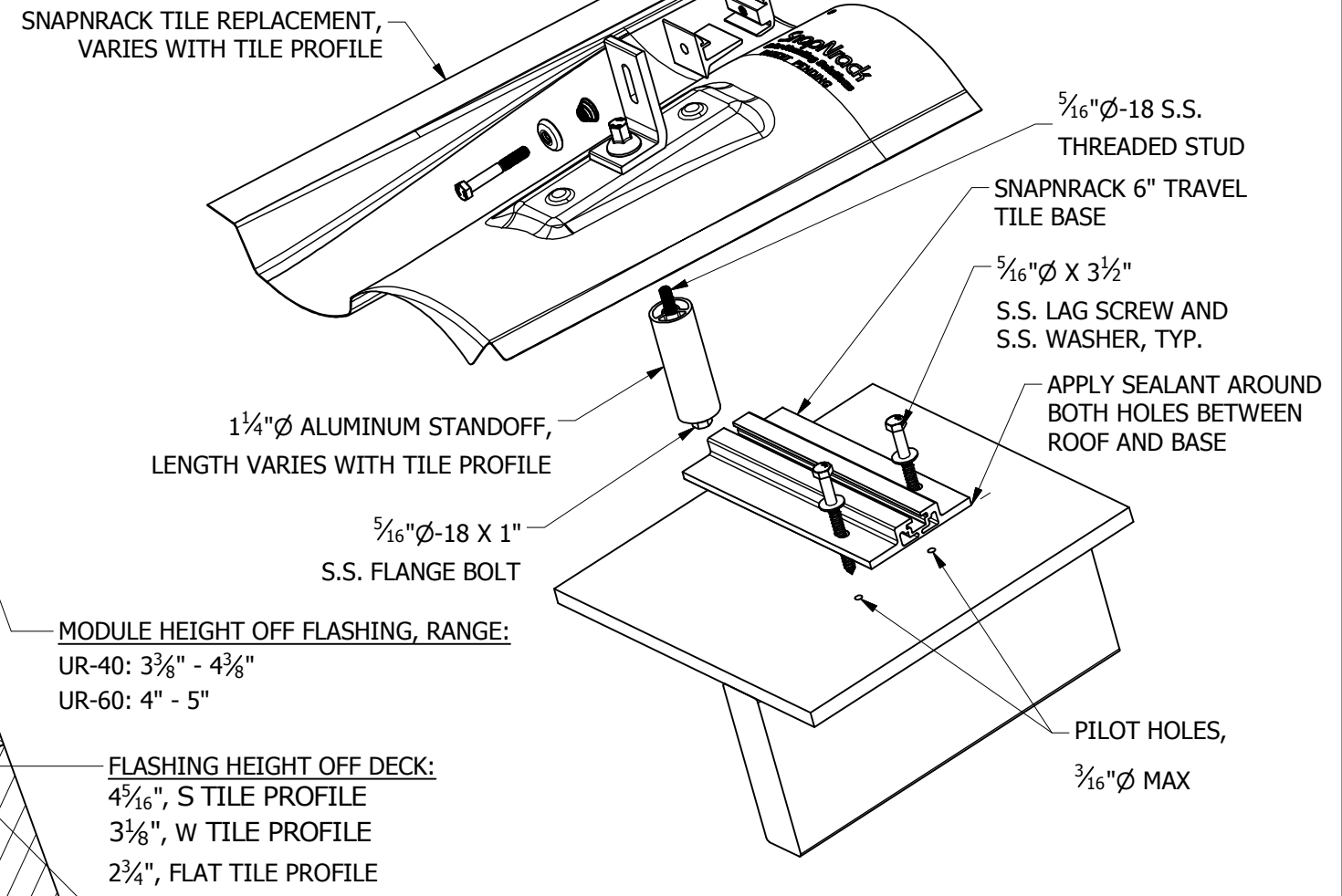
FOR LEVELING DETAILS, REFER TO SNAPNRACK DETAIL DRAWING "SNR-DC-00332 ULTRA RAIL, COMPONENT DETAIL, LEVELING EXTENSION KIT"

BIN: 4

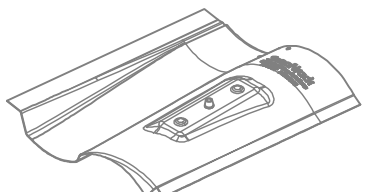
REVISION:	DATE	DESCRIPTION	BY
1	5/7/2019	NEW DETAIL	MJA



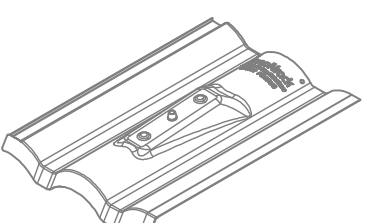
TILE REPLACEMENT WITH FLEXIBLE FLASHING



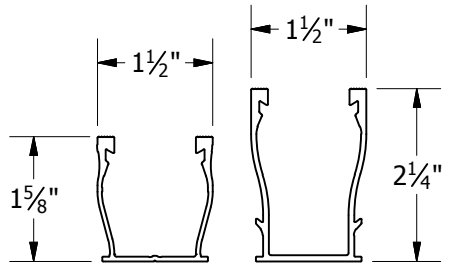
FLAT TILE REPLACEMENT



S TILE REPLACEMENT

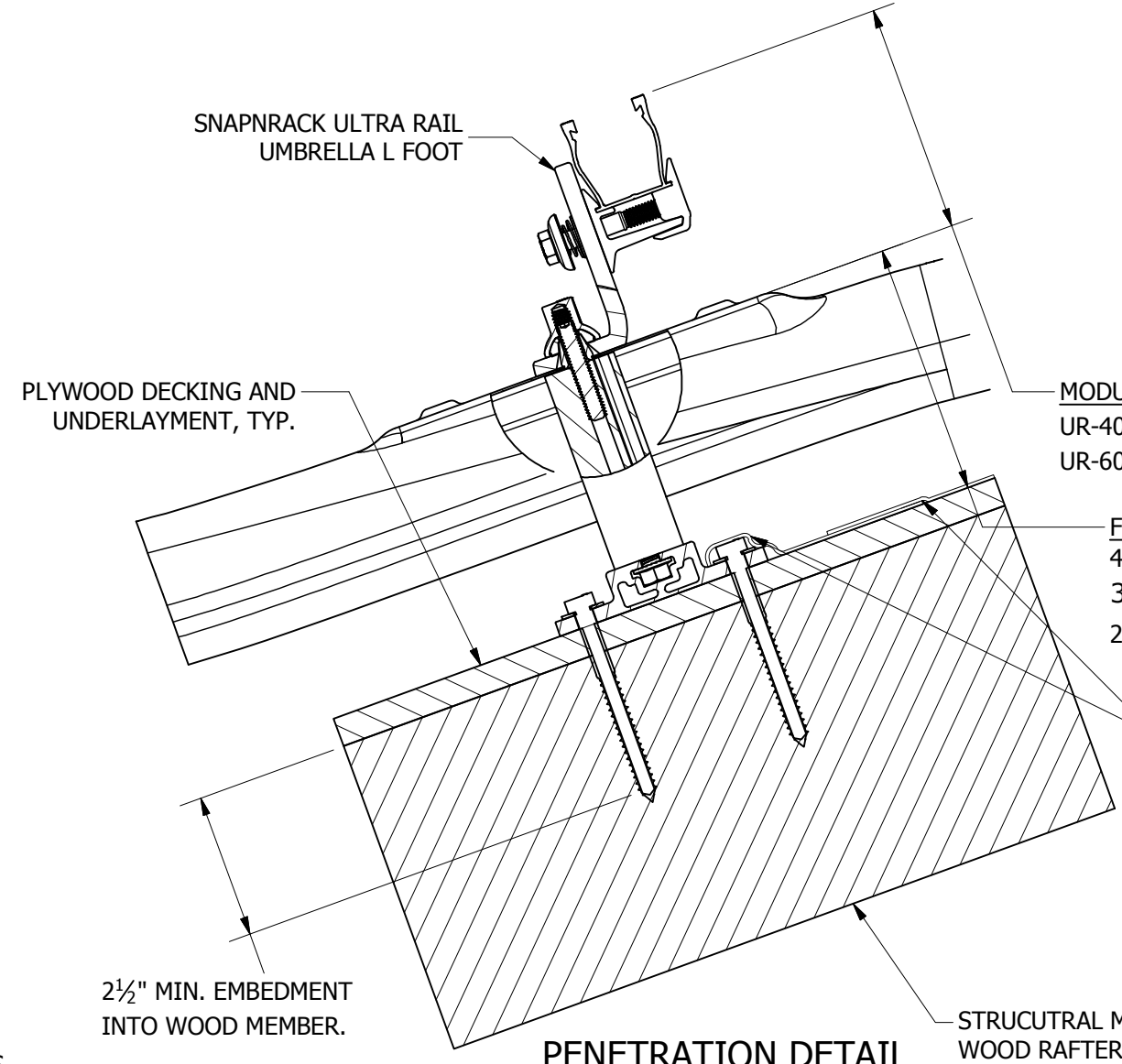


W TILE REPLACEMENT



UR-40 RAIL | UR-60 RAIL

FOR USE WITH SNAPNRACK ULTRA SERIES RAILS



PENETRATION DETAIL



Sunrun South LLC
595 MARKET STREET, 29TH FLOOR • SAN FRANCISCO, CA 94105 USA
PHONE (415) 580-6900 • FAX (415) 580-6902
THE INFORMATION IN THIS DRAWING IS CONFIDENTIAL AND PROPRIETARY. ANY REPRODUCTION, DISCLOSURE, OR USE THEREOF IS PROHIBITED WITHOUT THE WRITTEN CONSENT OF SUNRUN SOUTH LLC.

DESIGNER: D.RYAN
DRAFTER: M.AFFENTRANGER
APPROVED BY: B.PETERSON

SCALE: DNS
DATE: 5/7/2019

DRAWING NUMBER: SNR-DC-00341

DESCRIPTION: ULTRA RAIL, ATTACHMENT DETAIL, TILE REPLACEMENT TO RAFTER

REV: 1