

SNAPNRACK ULTRA RAIL STANDARD STANDOFF ON 4-HOLE BASE MOUNTED TO METAL PURLIN

REFER TO SNAPNRACK ENGINEERING CHARTS FOR APPLICABLE RAIL SPANS. "BIN" NUMBER ON CHART SHOULD MATCH "BIN" NUMBER ON THIS DRAWING:

***BIN 5** WHEN INSTALLED WITH 5 1/2" STANDOFF

***BIN 6** WHEN INSTALLED WITH 8 1/2" STANDOFF

MIN. 3 FULL THREADS PROJECTING THROUGH PURLIN WHEN FASTENING WITH 1/4"Ø TEK SCREW OR EQUIVALENT. USE TEK SCREW MANUFACTURER TORQUE SPECIFICATION

REFER TO SNAPNRACK INSTALLATION MANUAL FOR 5/16"Ø HARDWARE TORQUE SPECIFICATIONS

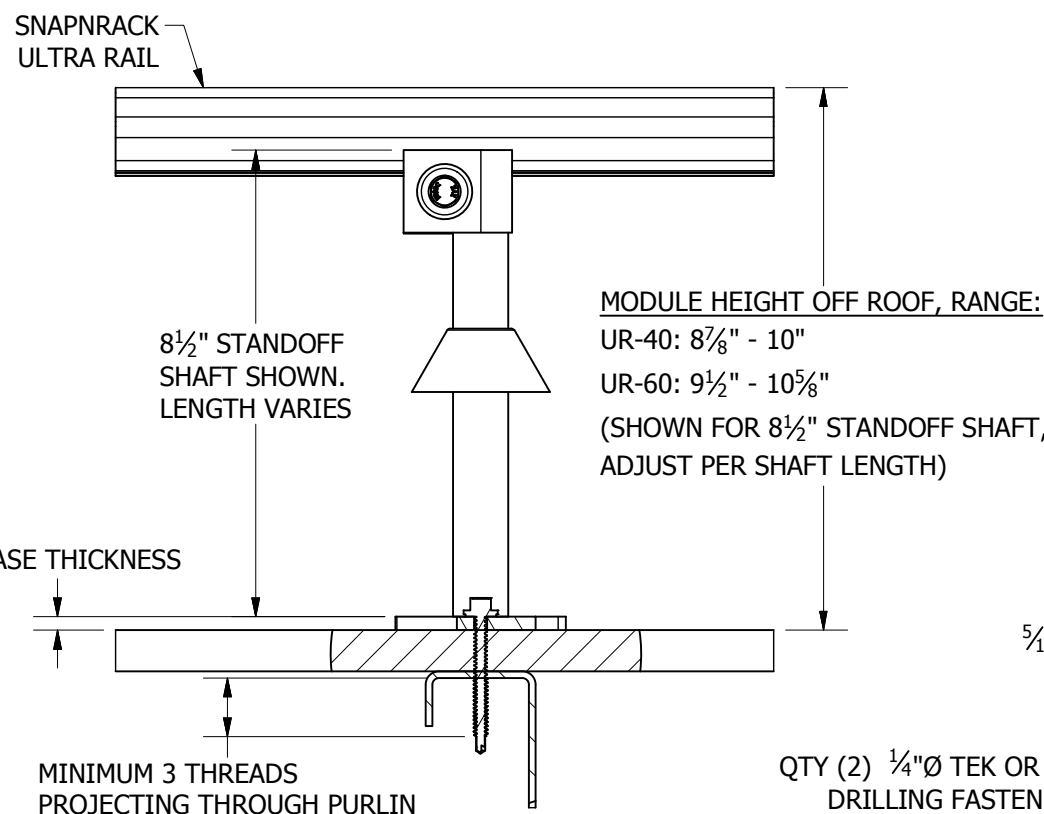
RAILS CAN MOUNT UPSLOPE OR DOWNSLOPE OF THE STANDOFF SHAFT

FOR LEVELING DETAILS, REFER TO SNAPNRACK DETAIL DRAWING "SNR-DC-00334 ULTRA RAIL, COMPONENT DETAIL, LEVELING SPACER ON STANDOFF"

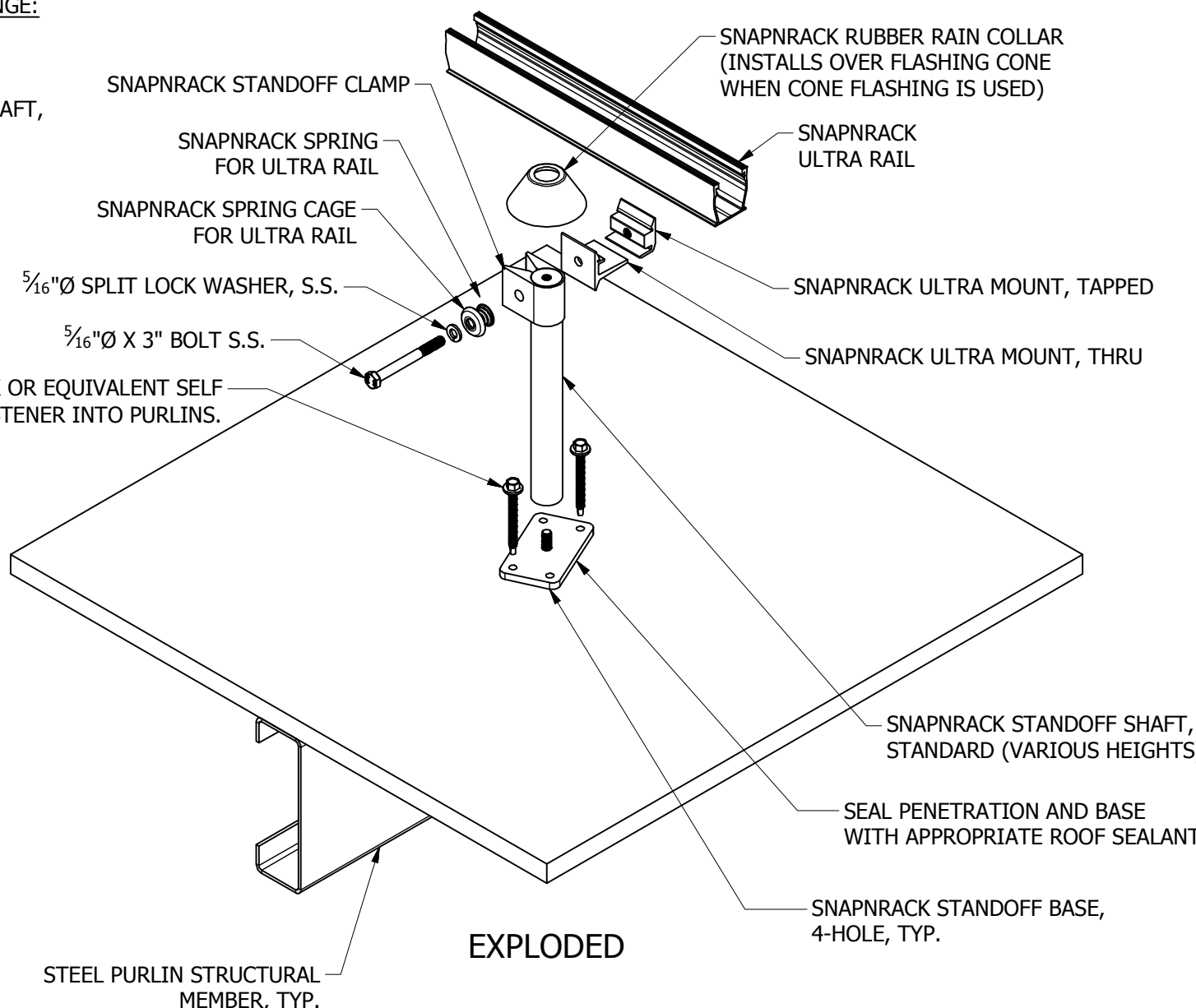
**A Poured sealant-style flashing may be used with SnapNrack standoffs as an alternative to cone flashings when installed per the manufacturer's specifications on low-slope roof surfaces

BIN:
***5, *6**

REVISION:	DATE	DESCRIPTION	BY
1	5/7/2019	NEW DETAIL	MJA

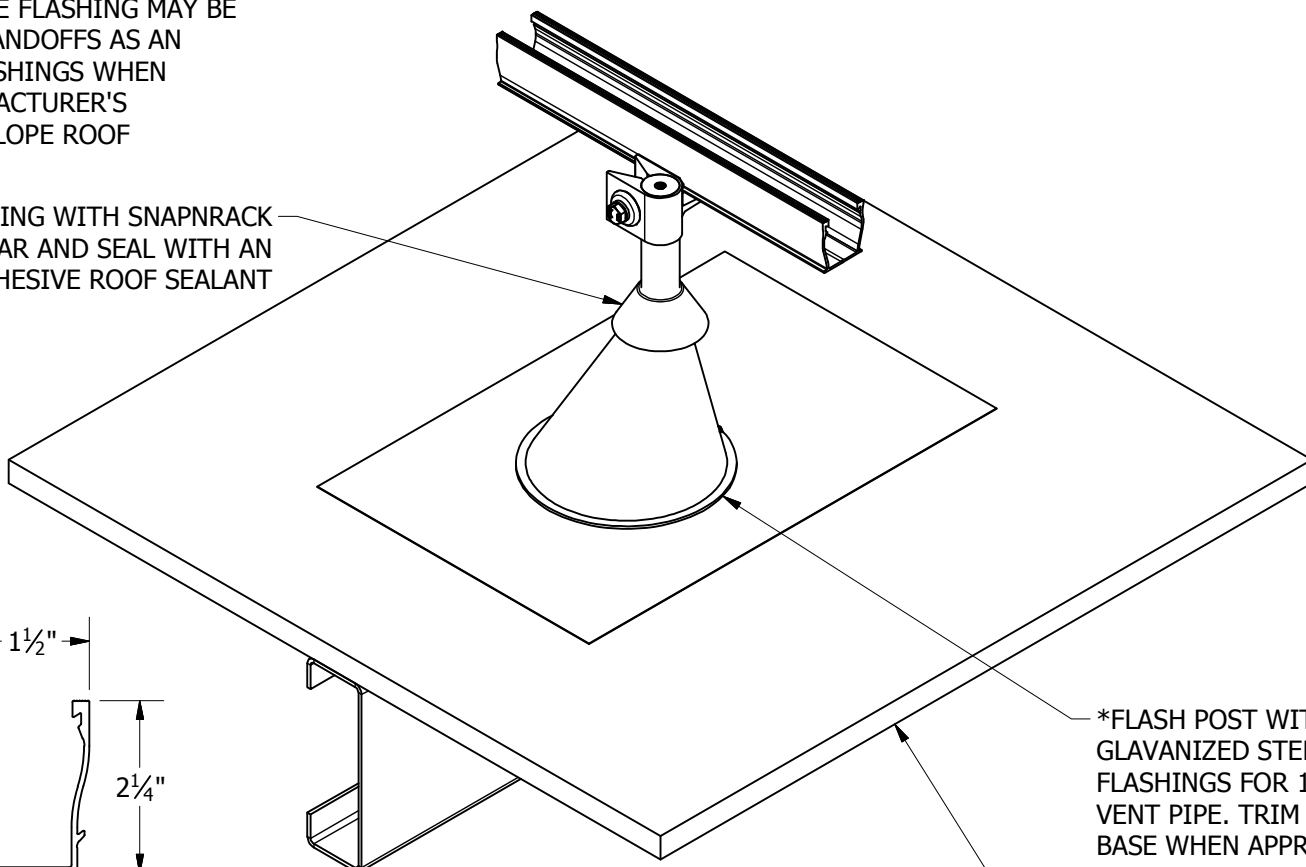


PENETRATION DETAIL

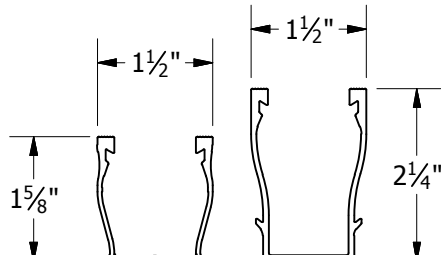


EXPLODED

COVER FLASHING WITH SNAPNRACK RAIN COLAR AND SEAL WITH AN APPROPRIATE ADHESIVE ROOF SEALANT



INSTALLED



UR-40 RAIL | UR-60 RAIL

FOR USE WITH SNAPNRACK ULTRA SERIES RAILS



Sunrun South LLC
595 MARKET STREET, 29TH FLOOR • SAN FRANCISCO, CA 94105 USA
PHONE (415) 580-6900 • FAX (415) 580-6902
THE INFORMATION IN THIS DRAWING IS CONFIDENTIAL AND PROPRIETARY. ANY REPRODUCTION, DISCLOSURE, OR USE THEREOF IS PROHIBITED WITHOUT THE WRITTEN CONSENT OF SUNRUN SOUTH LLC.

DESIGNER: G.MCPHEETERS
DRAFTER: M.AFFENTRANGER
APPROVED BY: B.PETERSON

SCALE: DNS
DATE: 5/7/2019

DRAWING NUMBER: SNR-DC-00358

DESCRIPTION: ULTRA RAIL, ATTACHMENT DETAIL, 4-HOLE BASE WITH STANDOFF TO PURLIN, ROTATED

REV: **1**