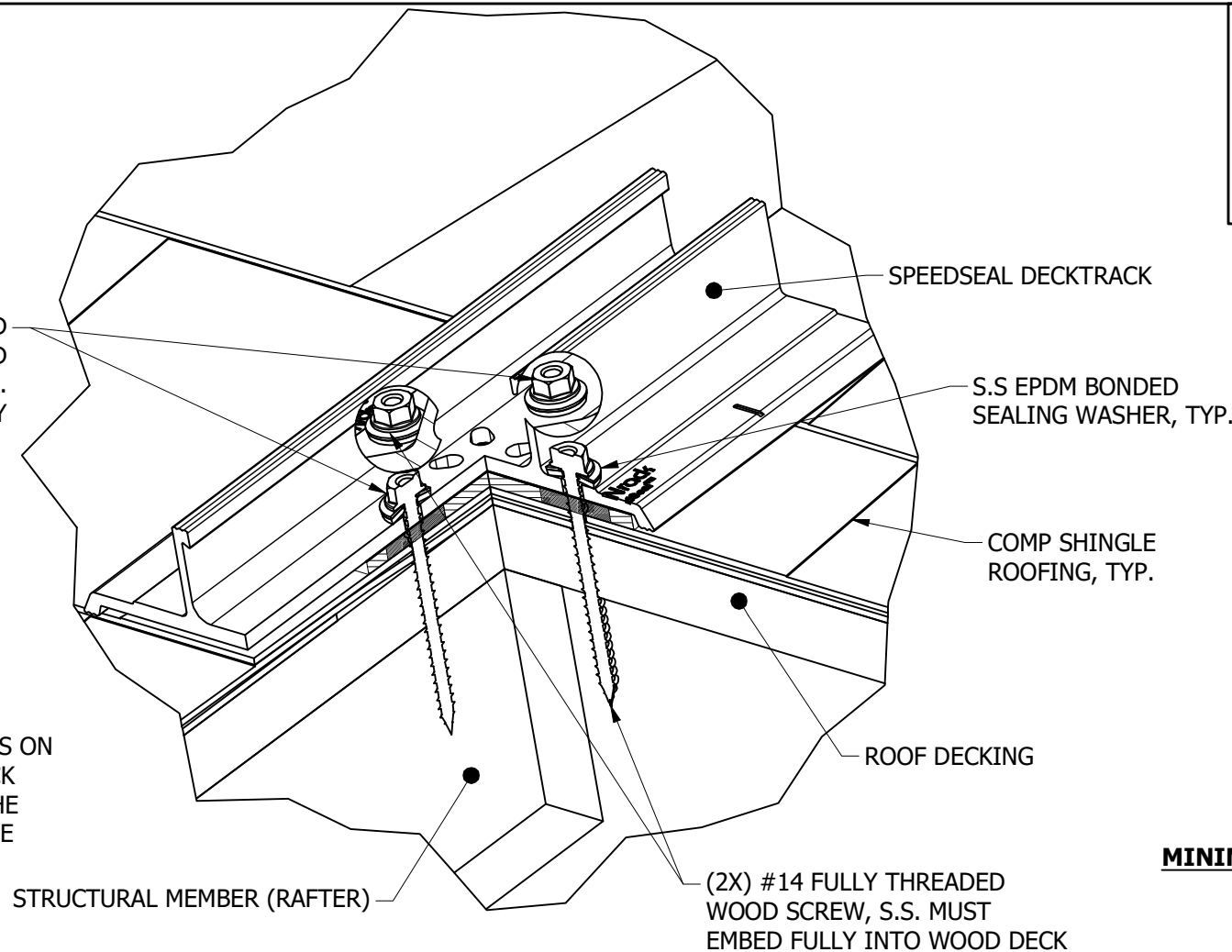


SNAPRACK RL UNIVERSAL SPEEDSEAL DECKTRACK COMPOSITION ROOF MOUNTING ONTO WOOD RAFTER
 REFER TO SNAPRACK ENGINEERING CHARTS FOR APPLICABLE RAIL SPANS
 (X2) #14 FULLY THREADED WOOD SCREWS, S.S. MUST PENETRATE A MIN. OF 1-1/2" INTO STRUCTURAL MEMBER.
 (X2) #14 FULLY THREADED WOOD SCREWS, S.S. MUST EMBED FULLY INTO WOOD DECK

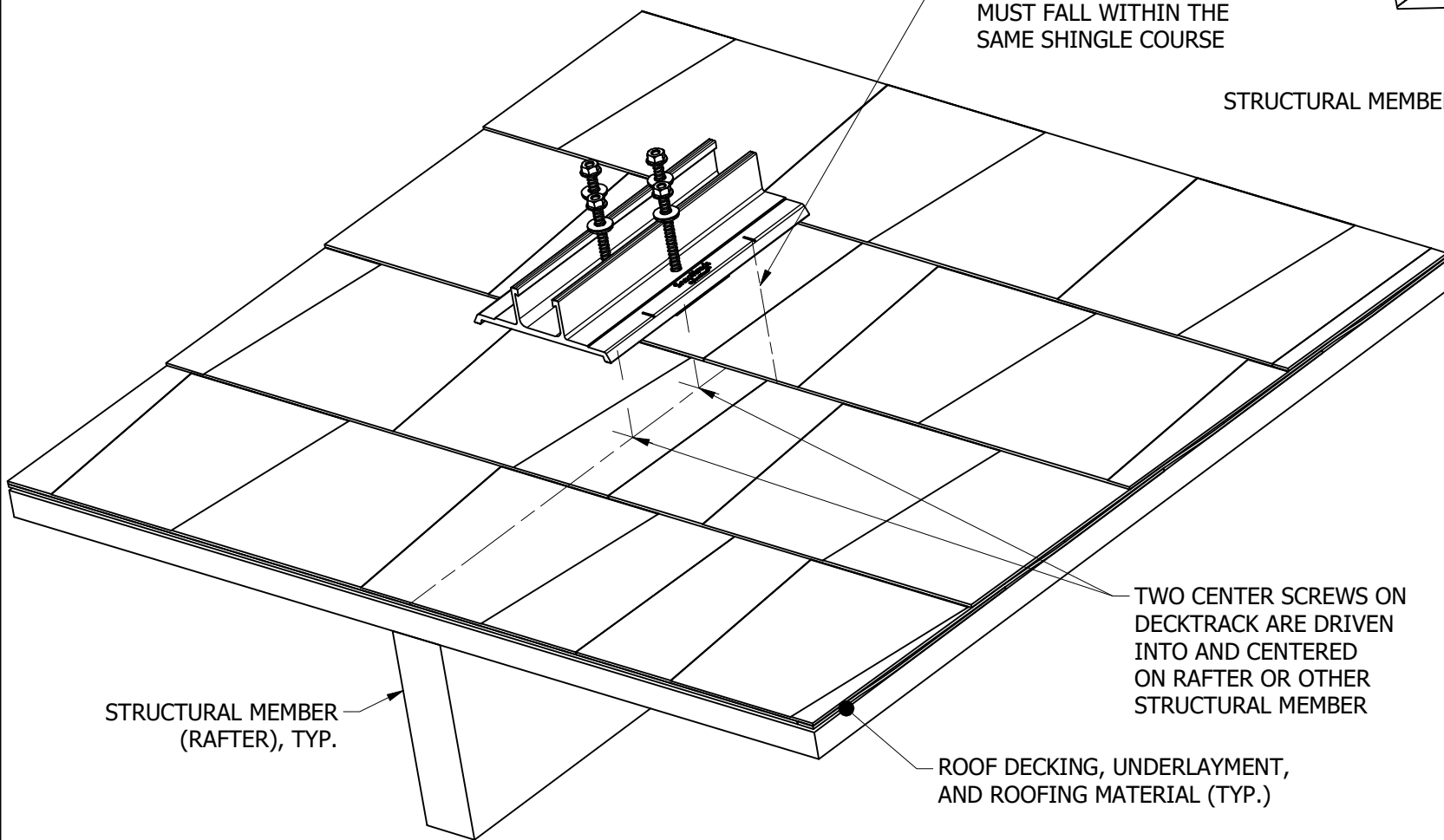
REFER TO SNAPRACK INSTALLATION MANUAL FOR 5/16" Ø HARDWARE TORQUE SPECIFICATION

REVISION:			
NO.	DATE	DESCRIPTION	BY
1	1/13/2021	NEW DETAIL	DR

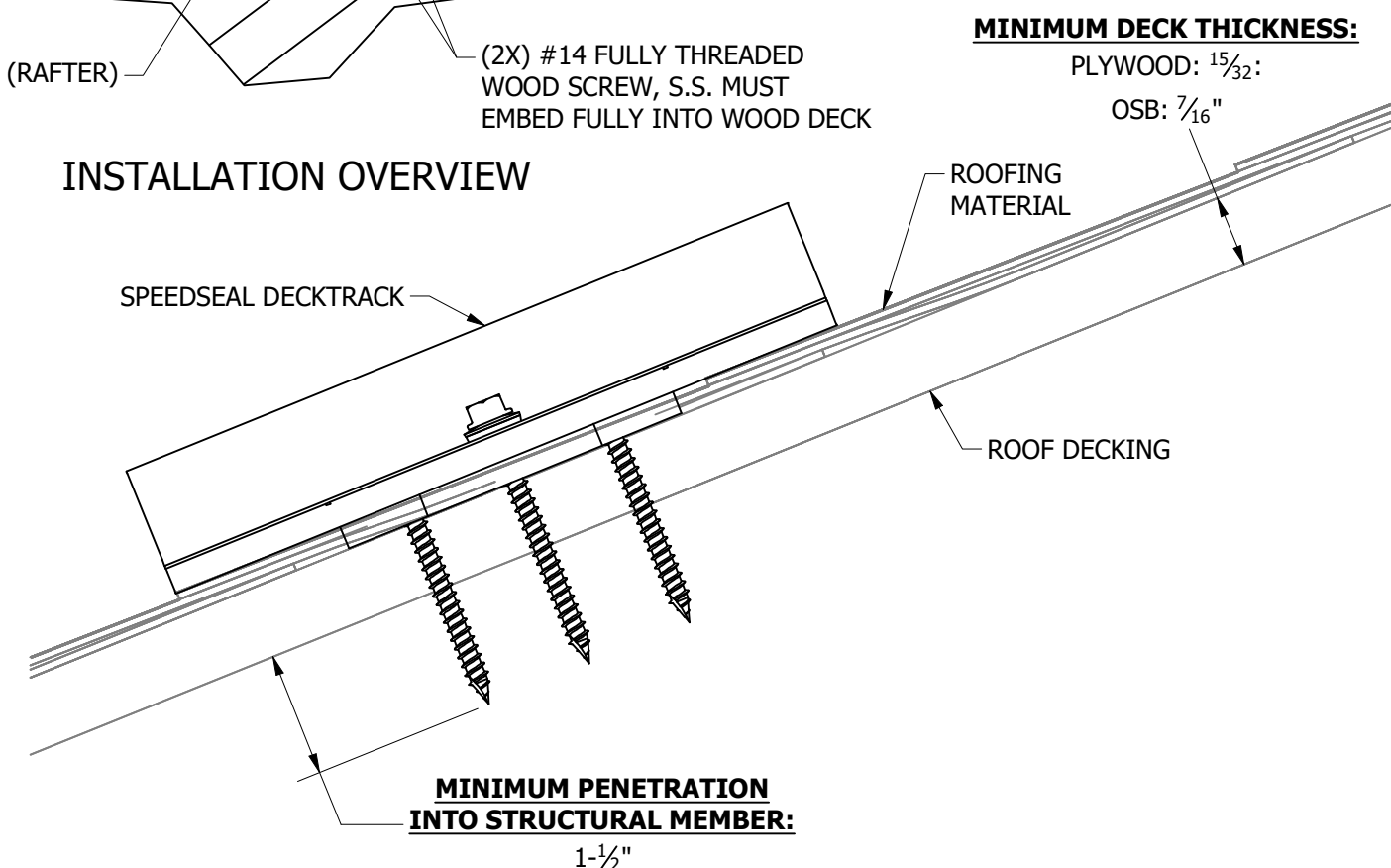
(2X) #14 FULLY THREADED WOOD SCREW, S.S. MUST EMBED FULLY INTO STRUCTURAL MEMBER. SIZE LENGTH APPROPRIATELY



ALL ALIGNMENT MARKS ON SPEEDSEAL DECKTRACK MUST FALL WITHIN THE SAME SHINGLE COURSE



INSTALLATION OVERVIEW



MINIMUM DECK THICKNESS:

PLYWOOD: 15/32"
 OSB: 7/16"

MINIMUM PENETRATION INTO STRUCTURAL MEMBER:

1-1/2"

COMPLETED INSTALLATION



Sunrun South LLC
 595 MARKET STREET, 29TH FLOOR • SAN FRANCISCO, CA 94105 USA
 PHONE (415) 580-6900 • FAX (415) 580-6902
 THE INFORMATION IN THIS DRAWING IS CONFIDENTIAL AND PROPRIETARY. ANY REPRODUCTION, DISCLOSURE, OR USE THEREOF IS PROHIBITED WITHOUT THE WRITTEN CONSENT OF SUNRUN SOUTH LLC.

DESIGNER: D.RYAN
 DRAFTER: D.RYAN
 APPROVED BY: W.ARBUCKLE

SCALE: NTS
 DATE: 1/13/2021

DRAWING NUMBER: SNR-DC-00452

DESCRIPTION: RL UNIVERSAL, ATTACHMENT DETAIL, SPEEDSEAL DECKTRACK ON COMP, RAFTER MOUNT

REV: **1**