

SNAPNRACK TOPSPEED SOLAR PANEL MOUNTING SOLUTION FOR COMPOSITION SHINGLE ROOF

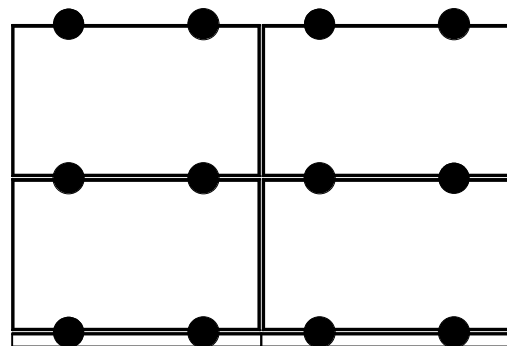
FOR ATTACHMENT SPECIFICATIONS, SEE:
"SNR-DC-30004 TOPSPEED, ATTACHMENT DETAIL, MOUNT TO WOOD DECK"

FOR MOUNT PLACEMENT SPECIFICATIONS, SEE:
"SNR-DC-30005 TOPSPEED, MOUNT PLACEMENT ON SOLAR PANEL"

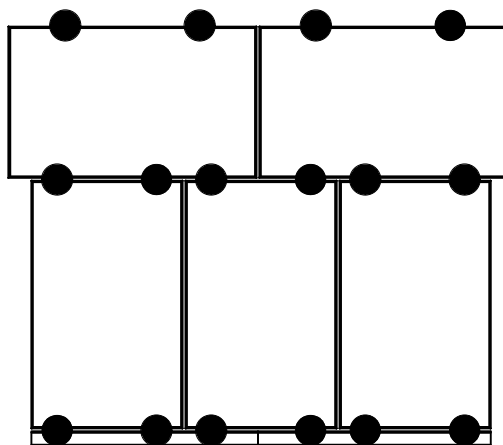
FOR BASIC SYSTEM INFORMATION SEE:
"SNR-DC-30006, TOPSPEED, SYSTEM OVERVIEW ON COMP"

PORTRAIT ORIENTATION INSTALLED UPSLOPE OF LANDSCAPE
ORIENTATION: APPLY "SPECIAL CASE" TABLES TO THE ROW OF MOUNTS AT THE INTERSECTION OF THE MIXED ORIENTATION SOLAR PANELS. MOUNT SPACING IS APPLIED TO THE LANDSCAPE MODULES.

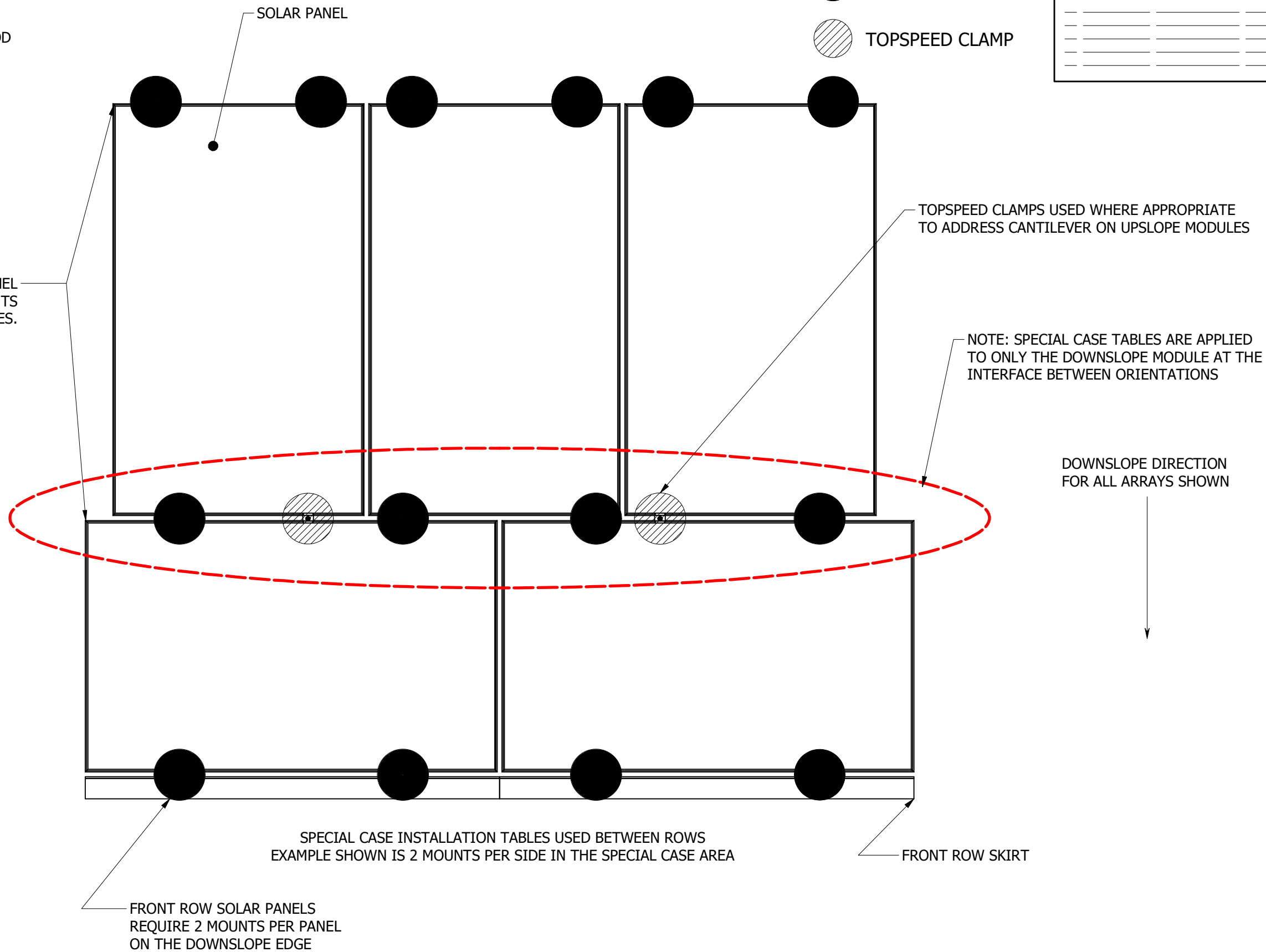
EACH UPSLOPE EDGE OF A SOLAR PANEL MUST HAVE THE QUANTITY OF MOUNTS PRESCRIBED BY THE MOUNTING TABLES.



STANDARD TABLES APPLY ALL LANDSCAPE SHOWN
ALSO APPLIES TO ALL PORTRAIT INSTALLATIONS
EXAMPLE SHOWN IS 2 MOUNTS PER SIDE



STANDARD TABLES APPLY PORTRAIT DOWNSLOPE OF LANDSCAPE
EXAMPLE SHOWN IS 2 MOUNTS PER SIDE



- TOPSPEED MOUNT
- TOPSPEED CLAMP

REVISION:		
A	5/27/2022	DC001090 BDP

TOPSPEED CLAMPS USED WHERE APPROPRIATE TO ADDRESS CANTILEVER ON UPSLOPE MODULES

NOTE: SPECIAL CASE TABLES ARE APPLIED TO ONLY THE DOWNSLOPE MODULE AT THE INTERFACE BETWEEN ORIENTATIONS

DOWNSLOPE DIRECTION FOR ALL ARRAYS SHOWN

SPECIAL CASE INSTALLATION TABLES USED BETWEEN ROWS
EXAMPLE SHOWN IS 2 MOUNTS PER SIDE IN THE SPECIAL CASE AREA

FRONT ROW SOLAR PANELS REQUIRE 2 MOUNTS PER PANEL ON THE DOWNSLOPE EDGE

FRONT ROW SKIRT



Sunrun South LLC
595 MARKET STREET, 29TH FLOOR • SAN FRANCISCO, CA 94105 USA
PHONE (415) 580-6900 • FAX (415) 580-6902
THE INFORMATION IN THIS DRAWING IS CONFIDENTIAL AND PROPRIETARY. ANY REPRODUCTION, DISCLOSURE, OR USE THEREOF IS PROHIBITED WITHOUT THE WRITTEN CONSENT OF SUNRUN SOUTH LLC.

DESIGNER: M.AFFENTRANGER
DRAFTER: M.AFFENTRANGER
APPROVED BY: B.PETERSON

SCALE: NTS
DATE: 5/27/2022

DRAWING NUMBER:
SNR-DC-30007

DESCRIPTION:
TOPSPEED, SPECIAL CASE INSTALLATION

REV: **A**